


# Glamour Photography Techniques

**Professional GLAMOUR and FIGURE Techniques: For Experienced Models**


**#3VV1 - VHS \$39.95**

Originally produced for Kodak, this seminar style video documents innovative glamour and figure photographers at work in their studios and on location. They share professional secrets that you can use in ways you have not seen before. 55 minutes VHS. \$39.95

- Great for experienced models
- Techniques for a 'professional look'
- Posing tips for figure photography
- Choosing the Right Setting & Accessories
- How to make a professional presentation
- More Tips



3VV1 VHS \$39.95



## NUDE & SWIMSUIT MODEL POSING SERIES

Available in VHS and DVD Formats

Photographer Hugh Frazier demonstrates reclining poses, standing poses, sitting poses. Learn how to achieve flattering effects and how to use sets and props. Both professional and amateur models are used. Each is 1 hour in length and contains **unrated nudity**.

- #3F21 VHS: \$39.95 Posing & Shooting SWIMSUIT Models
- #3F22 VHS: \$39.95 Posing & Shooting FIGURE Models
- #3F2X VHS: \$59.95 FIGURE/SWIMSUIT 2 Vol. Set (#3F21 & #3F22)
- #3F21 DVD: \$49.95 Posing & Shooting SWIMSUIT Models
- #3F22 DVD: \$49.95 Posing & Shooting FIGURE Models
- #3F2X DVD: \$79.95 FIGURE/SWIMSUIT 2 Vol. Set (#3F21 & #3F22)


**#305A - \$39.95**

### How To Pose My Way

You will learn:

- Over 100 Poses for the face and body
- Four costume changes
- Dozens of "mood changes"
- Make-up changes



Learn to increase your income by reducing model training time. puts your models at ease and builds confidence: the key to success. Produced By Mike Rose AMR Productions. VHS.



**#351A - \$39.95**

Four part program to assist photographers in posing positions, directing techniques, working with amateur models, and the "do's and don'ts" of model photography. Learn how to make a model feel free and uninhibited in your environment. Prepare amateur models for their first shooting session including make-up, wardrobe and props

Learn how to pose models, even amateur, untrained models in their first photo session. Each pose is illustrated carefully, showing the position of the feet, angles of the hips and shoulders, tilt of the head and the curve of the spine. Variations of each pose are explained fully with advantages and disadvantages. Learn standing, kneeling, sitting, reclining poses. 30 min. VHS




**#353A - \$49.95**

This is the "WARM-UP" tape you have been looking for to get your amateur model in "the right mood" to help you get the shots you've always wanted to get! This tape explains to amateur models what is expected of them.

**BONUS:** This tape explains to the model what the portfolio is for and will be convinced that money spent on a portfolio is an investment for her future.

Make-up for composites, hair styles for various poses, required poses for composites, selling yourself and the model interview. 34 min. Jim Trotter.



### HOW TO SHOOT MODEL PORTFOLIOS and COMPOSITES

**#352A - \$49.95**

MODEL PHOTOGRAPHY, You get the knowledge of what a portfolio should be and how to shoot it. A simple and inexpensive lighting set-up that anyone can do. Posing is included, as well as basic make-up and business practices. Systems for Success by Jim Trotter. 40 min. VHS. Contains unrated nudity

ORDER TOLL FREE 7 days  
**1-800-654-9557** ORDER FORM on page **47**